

Topspreader

Topview to the keel



One spar (155cm) must be in a tunnel of the keel

Buttomspreader

[Yellow box]

This part of the sail is optional

Staartsuggestie

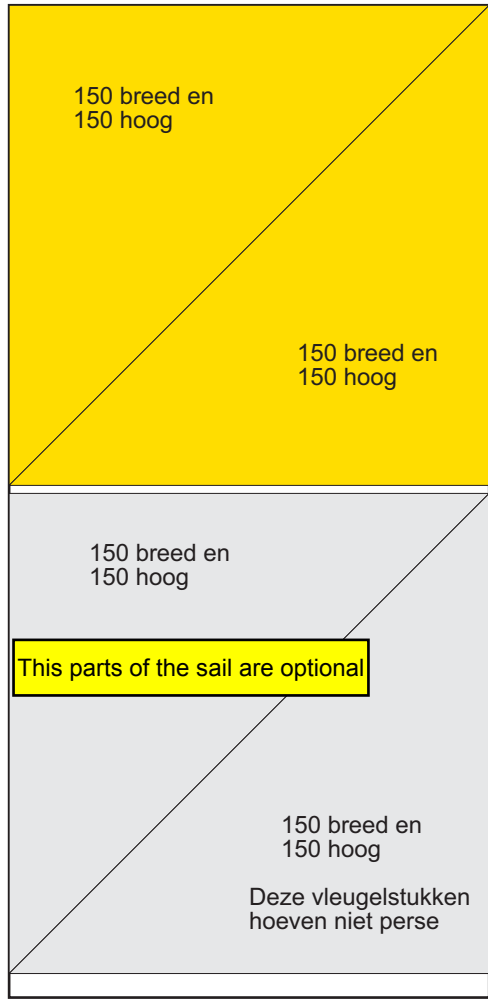
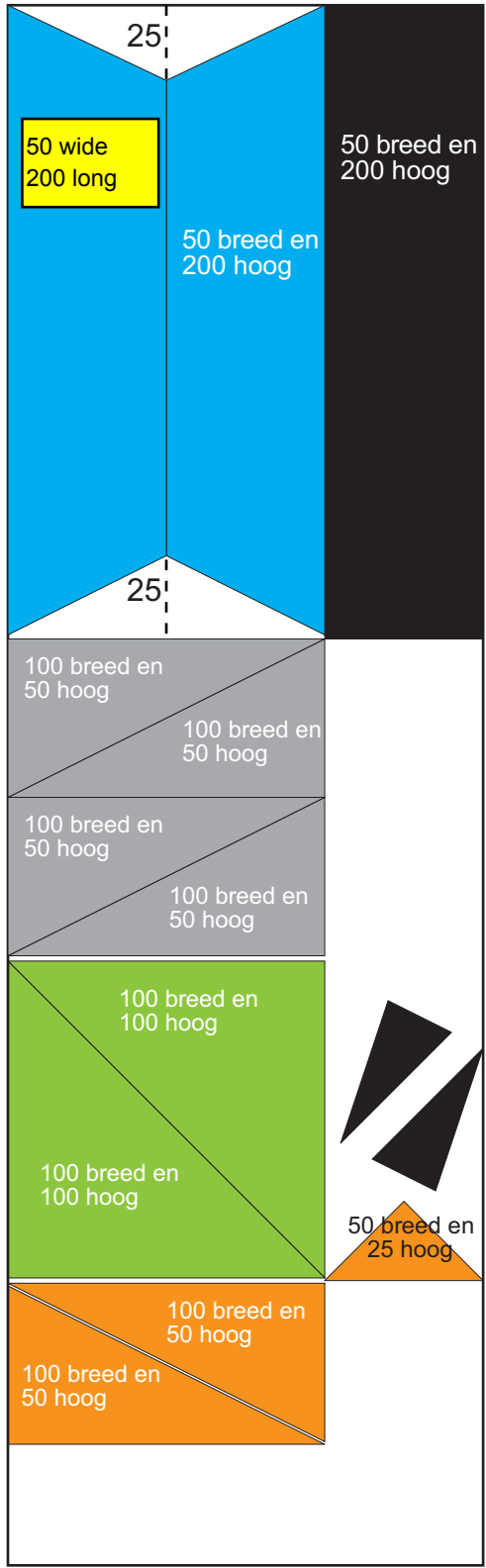
Length of the spars 6mm carbon
 1 keelspar 155cm
 1 horizontal spar 230cm
 2 wingspars small sail 110cm
 2 wingspars medium sail 140cm
 2 wingspars big sail 210cm

Spreaders 8mm Carbon
 top spreader 110cm
 buttom spreader 180cm

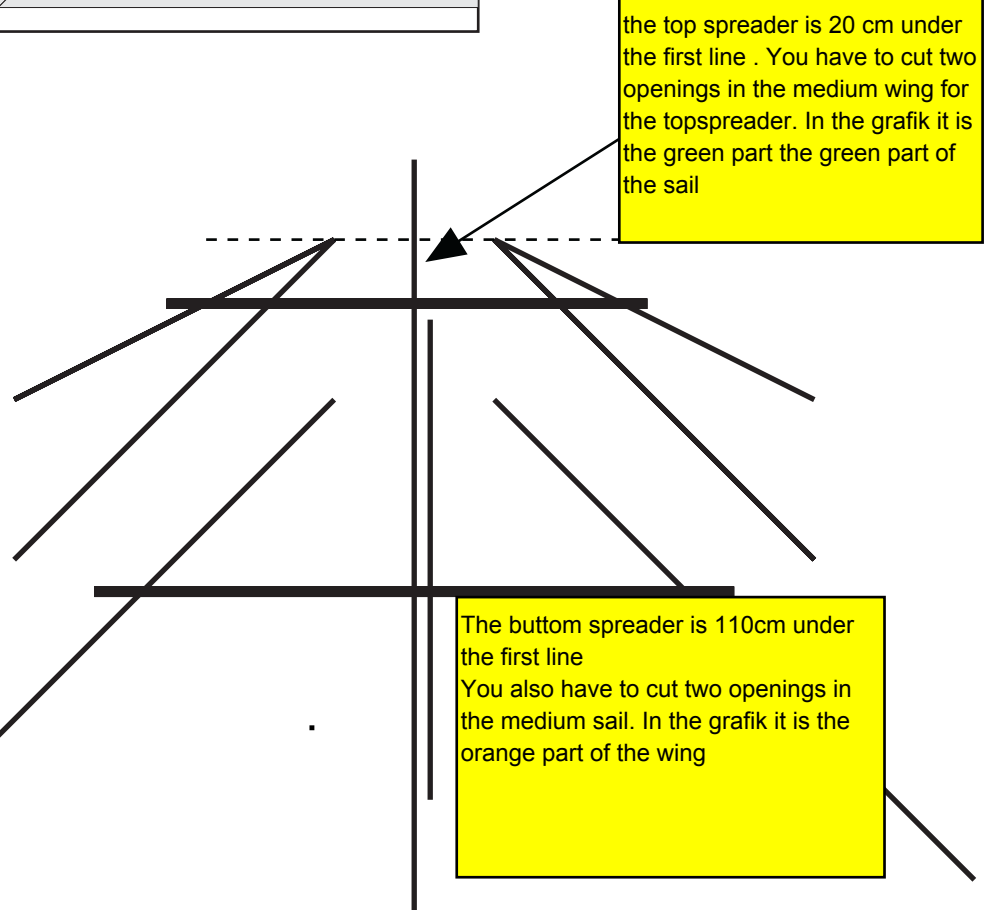
BENODIGD MATERIAAL

← Ripstop 150cm wide →

The colours in the grafik above are the same as in the grafik beside
All measures in cm



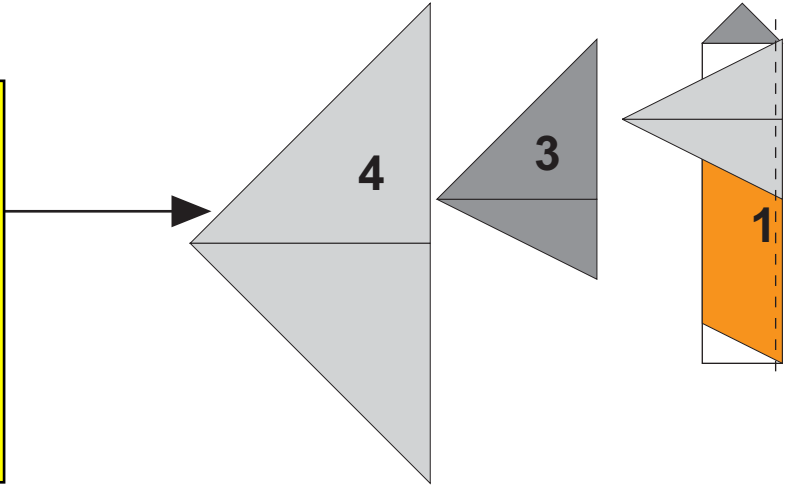
The medium wing doesn't need a spreader. Attache the wingtip of the small wing and the medium wing with a small string . You can choose what kind of tail you will create. The best results you will have with a tail 50cm wide and 15m long



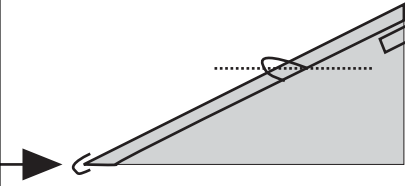
the top spreader is 20 cm under the first line . You have to cut two openings in the medium wing for the topspreader. In the grafik it is the green part the green part of the sail

The bottom spreader is 110cm under the first line
You also have to cut two openings in the medium sail. In the grafik it is the orange part of the wing

1. Sew the keel (blue) on the back of the keel(black)
2. sew the small wing (grey) on the back (black)
- 3 sew the medium wing (orange/green) on the back of the keel
4. sew the big wing (yellow) on the back of the keel



Before you can sew the wings on the keel you have to make the tunnels for the wingspars. Sew tape on the upper end of the tunnels and a lop on the other side



The heksebeest needs a bridle . In the following photos you can see it .
The bridle has a length about 4m



back of the heksebeest you can see the openings for the spreaders



Small wing (black) and medium wing (red) with the string



Top spreader with openings



Buttom spreader with opening



Small wing and medium wing attached with the string



Ready for the start



The fixing of the bridle. A little later I changed the fixing. I sew 2 lops on the keel and fixed so the bridle



Start . You can see the medium wing arches to the back

I fly my heksebeest from 1 to 4 bft



A nice view, isn't it ?